

**NATIONAL ORGANIZATION
SONS OF UNION VETERANS OF THE CIVIL WAR
CIVIL WAR MEMORIAL ASSESSMENT FORM**

Type of Memorial (check all applicable)

Monument with Sculpture without Sculpture with Cannon standalone Cannon
 Historical Marker Plaque Other (flag pole, G.A.R. buildings, stained glass windows, etc.)

Affiliation

GAR MOLLUS SUVCW WRC ASUVCW
 LGAR DUVCW Other

If known, record name and number of post, camp, corps, auxiliary, tent, circle or appropriate information of other groups:

Original Dedication Date September 25, 1908 Please consult any/all newspaper archives for a local paper's article that would have information on the *first* dedication ceremony and/or other facts on the memorial. Please submit a copy of your findings with full identification of the paper & date of publication. Thank you.

Location

The Memorial is *currently* located at:

Street/Road address or site location Mt. Hope Cemetery 1133 Mt. Hope Ave.

GPS Coordinates 43 N -78 W

City/Village &/or Township Rochester

County Monroe State NY Zip Code 14620

The front of the Memorial faces: North South East West

Government Body, Agency, or Individual Owner

Name City of Rochester, NY

Dept./Div. Cemetery

Street Address 1133 Mt. Hope Ave.

City Rochester State NY Zip Code 14620

Contact Person patricia Corcoran Telephone (585) 704-4675 ext

Is Memorial on the National Register of Historic Places Yes No ID # if known

For Monuments with/without sculpture:**Physical Details**

Material of Monument or base under a Sculpture or Cannon = Stone Concrete Metal Other

If known, name specific material (color of granite, marble, etc.) Granite

Material of the Sculpture Stone Concrete Metal Other Is it hollow or solid? Hollow

If known, name specific material (color of granite, marble, etc.) Bronze

Environmental Setting

(The general vicinity and immediate locale surrounding a memorial can play a major role in its overall condition.)

Type of Location

Cemetery Park Plaza/Courtyard "Town Square" Post Office
 School Municipal Building State Capitol Courthouse College Campus
 Traffic Circle Library Other: _____

General Vicinity

Rural (low population, open land) Suburban (residential, near city) Town Urban / Metropolitan

Immediate Locale (check as many as may apply)

Industrial Commercial Street/Roadside within 20 feet Tree Covered (overhanging branches)
 Protected from the elements (canopy or enclosure, indoors) Protected from the public (fence or other barrier)

Any other significant environmental factor _____


[To detail the condition of a monument used the addendum form for *Monument's Condition*]

Supplemental Background Information

In addition to your on-site survey, any additional information you can provide on the described Memorial will be welcomed. Please label each account with its source (author, title, publisher, date, pages). Topics include any reference to the points listed on this questionnaire, plus any previous conservation treatments - or efforts to raise money for treatment.

Addendums attached to this electronic file are the *Monument's Condition* and the *Narrative* forms. Only the *Monument's Condition* form is required if you are requesting grant money using form CWM-62 *SUVCW Memorial Grant Application Form and Instructions*.

Thank you.


Inspector Identification _____ Date of On-site Survey March 2, 2021
Your Name Peter Ellison
Address 226 Mason Street
City Canandaigua State NY Zip Code 14424
Telephone 

Are you a member of the Allied Orders of the G.A.R.? If so, which one?

No

Please send this completed form to:

Walt Busch, PDC, Chair
1240 Konert Valley Dr.
Fenton, MO 63026



Thank you for your help, and attention to detail.

SONS OF UNION VETERANS OF THE CIVIL WAR – CIVIL WAR MEMORIALS COMMITTEE.

SONS OF UNION VETERANS OF THE CIVIL WAR
CIVIL WAR MEMORIAL ASSESSMENT FORM
ADDENDUM – MONUMENT’S CONDITION

Completion of this form is required when requesting grant money using form CWM-62 SUVCW Memorial Grant Application Form and Instructions.

Condition Information

Structural Condition (check as many as may apply)

The following section applies to Monuments with Sculpture, and Monuments without Sculpture including the base for Monuments with Cannon. Instability in the sculpture and its base can be detected by a number of factors. Indicators may be obvious or subtle. Visually examine the sculpture and its base.

Table with 3 columns: Question, Sculpture, Base. Rows include: If hollow, is the internal support unstable/exposed?; Any evidence of structural instability?; Any broken or missing parts?; Any cracks, splits, breaks or holes?.

Surface Appearance (check as many as may apply)

Table with 3 columns: Question, Sculpture, Base. Rows include: Black crusting; White crusting; Etched, pitted, or otherwise corroded (on metal); Metallic staining (run-off from copper, iron, etc.); Organic growth (moss, algae, lichen or vines); Chalky or powdery stone; Granular eroding of stone; Spalling of stone (surface splitting off); Droppings (bird, animal, insect remains); Other (e.g., spray paint graffiti) - Please describe...

Does water collect in recessed areas of the Memorial? [checked] Yes [] No [] Unable to tell

Surface Coating

Does there appear to be a coating? [checked] Yes [] No [] Unable to determine

If known, identify type of coating.

[] Gilded [] Painted [] Varnished [checked] Waxed [] Unable to determine

Is the coating in good condition? [] Yes [checked] No [] Unable to determine

Basic Surface Condition Assessment (check one)

In your opinion, what is the general appearance or condition of the Memorial?

[] Well maintained [checked] Would benefit from treatment [] In urgent need of treatment [] Unable to determine

Briefly describe the Memorial (affiliation / overall condition & any concern not already touched on) .

Bronze has some patination (especially on weathering surfaces such as flag & shoulders) and pitting at random locations. Bronze was treated in 2015, See attached report.

Inspector’s Name Peter Ellison

Date March 3, 2021

SONS OF UNION VETERANS OF THE CIVIL WAR
CIVIL WAR MEMORIAL ASSESSMENT FORM
ADDENDUM – NARRATIVE

[Generally used to record the text of monuments, but may be used for any other useful information, such as if the monument has been moved or if you have information about the day of dedication. May repeat use of page as often as necessary.]

The Memorial is *currently* located at:

Street/Road address or site location Mt. Hope Cemetery 1133 Mt. Hope Ave.

GPS Coordinates 43 N -78 W

City/Village and/or Township Rochester

County Monroe

State NY

Zip Code 14620

TEXT

Sally James Farnham was an American sculptor and the daughter of Colonel Edward C. James, a Civil War veteran who served with the NY 106th Infantry Regiment. Farnham produce a series of United States Civil War and cemetery monuments in New York and New Jersey. Farnham fabricated the Civil War monument, Defenders of the Flag, for Mt. Hope Cemetery in 1908.

Inspector's Name Peter Ellison

Date March 3, 2021

Physical Details

Material of Monument or base under a Sculpture or Cannon = Stone Concrete Metal Undetermined If known, name specific material (color of granite, marble, etc.) Beige

SUVCW -- CIVIL WAR

Material of the Sculpture = Stone Concrete Metal Undetermined
If known, name specific material (color of granite, marble, etc.) Bronze, granite base
If the Sculpture is of metal, is it solid cast or "hollow?" Solid Cast

Material of Plaque or Historical Marker / Tablet = Bronze

Material of Cannon = Bronze Iron - Consult known Ordnance Listing to confirm
Markings on muzzle = _____
Markings on Left Trunion _____ Right Trunion _____
Is inert ammution a part of the Memorial? If so, describe _____

Approximate Dimensions (indicate unit of measure) - taken from tallest / widest points
Monument or Base: Height Six Ft Width Six Ft Depth _____ or Diameter _____
Sculpture: Height Seven Ft Width Four Feet Depth _____ or Diameter _____

For Memorials with multiple Sculptures, please record this information on a separate sheet of paper for each statue and attach to this form. Please describe the "pose" of each statue and any weapons/implements involved (in case your photos become separated from this form). Thank you!

Markings/Inscriptions (on stone-work / metal-work of monument, base, sculpture)
Maker or Fabricator mark / name? If so, give name & location found The Music of Taps is on the bronze tablet

The "Dedication Text" is formed: cut into material raised up from material face

Record the text (indicate any separation if on different sides) Please use additional sheet if necessary.
Text is the musical notes of Taps

Environmental Setting

(The general vicinity and immediate locale surrounding a memorial can play a major role in its overall condition.)

Type of Location

- | | | |
|--|---|--|
| <input checked="" type="checkbox"/> Cemetery | <input type="checkbox"/> Park | <input type="checkbox"/> Plaza/Courtyard |
| <input type="checkbox"/> "Town Square" | <input type="checkbox"/> Post Office | <input type="checkbox"/> School |
| <input type="checkbox"/> Municipal Building | <input type="checkbox"/> State Capitol | Other: _____ |
| <input type="checkbox"/> Courthouse | <input type="checkbox"/> College Campus | _____ |
| <input type="checkbox"/> Traffic Circle | <input type="checkbox"/> Library | _____ |

Surface Coating

Does there appear to be a coating? Yes ___ No ___ Unable to determine

If known, identify type of coating.

___ Gilded ___ Painted Varnished ___ Waxed ___ Unable to determine

Is the coating in good condition? ___ Yes No ___ Unable to determine

Basic Surface Condition Assessment (check one)

In your opinion, what is the general appearance or condition of the Memorial? ___ Well maintained ___

Would benefit from treatment In urgent need of treatment ___ Unable to determine

Overall Description

Briefly describe the Memorial (affiliation / overall condition & any concern not already touched on) .

The monument dates from 1908, designed by Sally James Farnham, daughter of a NY Hero Colonel Edward James Farnham. The piece portrays two soldiers defending the colors and a brass plaque in the granite base with the musical notes from Taps. The Bill of Sale for the cemetery section indicates the sale was made to the GAR. The City of Rochester owns and administers the cemetery.

A coating of pulverized bronze powder was applied by an unqualified individual which quickly deteriorated and threatened not only the bronze statue but the granite base as well grooves were cut into the base to drain the discolored run off from the statue and has discolored the granite base.

Supplemental Background Information

In addition to your on-site survey, any additional information you can provide on the described Memorial will be welcomed. Please label each account with its source (author, title, publisher, date, pages). Topics include any reference to the points listed on this questionnaire, plus any previous conservation treatments - or efforts to raise money for treatment. Thank you.

Inspector Identification

Date of On-site Survey 5 November 2015


Your Name William S. Poulton, PCC



Address 31 Justinshire Drive

City Henrietta


State NY Zip Code 14467

Telephone ()

What Order or Organization is submitter a member of? Abraham Lincoln Camp #6, NY Dept, SUVCW

Please send this completed form to

Walt Busch, PDC, Chair



Thank you for your help, and attention to detail. SONS OF UNION V

CIVIL WAR VETERANS OF THE National Civil War Memorials Committee

**SONS OF UNION VETERANS OF THE CIVIL WAR
CIVIL WAR MEMORIAL FUND REQUEST**
(FORM CWM #62)

REQUESTOR INFORMATION

(Please print or type)

CAMP AND DEPARTMENT NAME: Abraham Lincoln Camp #6 NY Department

ADDRESS: C/O 31 Justinshire Drive

CITY: Henrietta

STATE: New York ZIP CODE: 14467

NAME OF CONTACT PERSON: William S. Poulton, PhD, PCC

ADDRESS: 31 Justinshire Drive

CITY: Henrietta

STATE: New York ZIP CODE: 14467

PHONE(S): [REDACTED]

MEMORIAL OR MONUMENT INFORMATION

NAME OF MEMORIAL: Defenders of the Flag

LOCATION: (Name and address of cemetery or other location description, such as, corner of 3rd and Lincoln Street) Grand Army of the Republic section, Mount Hope Cemetery, 1133 Mount Hope Avenue, Rochester, NY 14620

WHEN WAS IT BUILT: 1908 by Sally Farnham

WHO OWNS IT: The Monument is a central part of the GAR section of Mount Hope.
According to information available to the Camp, the bill of sale of the section indicates GAR ownership.

WHO IS FINANCIALLY RESPONSIBLE FOR IT: Mount Hope Cemetery, City of Rochester

ARE MATCHING FUNDS AVAILABLE? Yes FROM WHERE: Friends of Mount Hope Cemetery

ARE OTHER SOURCES OF FUNDS AVAILABLE? Yes FROM WHERE: Private Donations

AMOUNT BEING REQUESTED: \$1000.00

WAS A GRANT PREVIOUSLY RECEIVED FOR THIS PROJECT? No

DATE RECEIVED _____ AMOUNT (\$) _____

TOTAL COST OF RESTORATION PROJECT: \$15,000.000

DESCRIBE WORK THE FUNDS ARE NEEDED FOR (Be specific, use continuation sheet, if necessary)

At some time in the past, the surface of the monument (which sets upon a large block of coarse finished granite) and the plaque on the granite base were coated with pulverized bronze powder sometimes referred to as "radiator paint". The coating was likely to have made the metal appear metallic-gold but over the years has oxidized severely to brown-green. It will cause severe surface pitting to the bronze.

The scope of work includes the removal of the pulverized bronze powder and refinishing of the memorial surface patination and with Inbralac metal conservation lacquer

WHO EVALUATED THE NEED FOR THE WORK, AND WHAT ARE THEIR QUALIFICATIONS? _____
Ellion Conservation, 226 Mason Street, Canandaigua, NY 14424

WHO WILL DO THE DESCRIBED WORK, AND WHAT ARE THEIR QUALIFICATIONS: _____
Building Arts and Conservation, 206 South Ann Arbor St, Saline, MI 48176

WHO WILL RECEIVE THE FUNDS, IF GRANTED? (if other than requestor, provide complete mailing address) _____

FRIENDS OF MOUNT HOPE CEMETERY, 1133 MOUNT HOPE AVE,
ROCHESTER, NY 14620

FORM PREPARED BY: William S. Poulton, PhD, PCC

ADDRESS: 31 Justinshire Drive

CITY, STATE, ZIP: Henrietta, NY 14467

SIGNATURE: 



Dr. William S. Poulton, Jr., PhD
Past Camp Commander
Abraham Lincoln Camp #6
Sons of Union Veterans of the Civil War
31 Justinshire Drive
Henrietta, New York 14467



5 November 2015

Don Martin, PDC
6025 State Route 772
Chillicothe, Ohio 45601

Brother Martin,

The Members of Lincoln Camp request assistance from the Memorial/Monument Grant Fund for the restoration of the monument "Defenders of the Flag" in the GAR section (Section BB) of Rochester's Mount Hope Cemetery.

The Bill of sale of the section and plots indicates the sale of the section and the plots therein was made to the GAR. The City of Rochester owns, administers and maintains Mount Hope Cemetery.

The monument dates from 1908, designed by Sally James Farnham, the daughter of a New York Hero, Colonel Edward James. The piece Portrays two soldiers defending the colors and a plaque with the music from "Taps" on a granite base.

A few years ago, without consulting the Friends of mount Hope Cemetery or the heirs of the GAR (the SUVCW), the Mount Hope administration contracted for work on the monument by a local artist.

A coating of pulverized bronze powder was applied, which quickly deteriorated and threatened not only the bronze statue and plaque but the granite base as well. Grooves were cut into the base to drain the discolored run off from the statue. The granite base is discolored. Serious restoration efforts are needed to keep the monument from deteriorating.



Sally James Farnham

After an exhausting search, Ellison Conservation of Canandaigua, New York and Building Arts and Conservation of Saline, Michigan was selected by the Friends of Mount Hope Cemetery to perform the conservation of the monument.

Lincoln Camp is a member of the Friends of Mount Hope.

The scope of work includes:

Examination and archival research for historical specifications and plans, photographs, correspondence.

Microanalysis to precisely determine the sculpture's original surface treatment;

Removal of debris, cleaning out cracks and voids.

Gentle overall surface cleaning of the monument's stone components with a very low concentration (3% - 6%) pH-neutral cleaner and deionized water.

Application of a nonreactive, liquid antimicrobial to remove surface mold, mildew, lichen and biological staining.

Masking and tarping of the monument's stone and surrounding plantings.

Paint removal with S-303, a non-toxic, hydrogen peroxide-based paint remover manufactured by Cathedral Stone Products in Hanover, Maryland.

Full clearance of all residue with deionized water.

Surface patination.

Surface finishing with Incralac, a metal conservation lacquer that contains a chelating agent to retard surface oxidation and UV degradation.

A fund raising effort is underway by the Friends of Mount Hope to raise the needed \$15,000.00 for the project.



*Colonel Edward James
106th New York*

Lincoln Camp has donated \$500.00, with
Camp Members contributing more
as individuals.

Work is scheduled for completion in 2016.



Defenders of the Flag

Your Obedient Servant,

Dr. William S. (Sam) Poulton, Jr., PhD, PCC

**SONS OF UNION VETERANS OF THE CIVIL WAR
CIVIL WAR MEMORIAL FUND REQUEST**
(FORM CWM #62)

REQUESTOR INFORMATION (Please print or type)

CAMP AND DEPARTMENT NAME: Abraham Lincoln Camp # 6 Rochester, New York

NAME/ TITLE OF CONTACT PERSON: Edward O'Brien Camp Commander

ADDRESS: PO Box 69

CITY: Honeoye Falls STATE: NY ZIP CODE: 14472

PHONE(S) [REDACTED]

SIGNATURE: _____

NAME OF MEMORIAL/MONUMENT Civil War Monument (Defenders of the Flag)

NAME, NUMBER & STREET ADDRESS OF CEMETERY OR OTHER LOCATION

Mt. Hope Cemetery 1133 Mt. Hope Ave. Rochester, NY 14620

LOCATION DESCRIPTION (i.e. corner of 3rd and Lincoln St) _____
Monument is located at the intersection of Grove Avenue and Firemen's Avenue, Section BB, in

the Civil War plot.

GPS N 43 W -78 City Honeoye Falls State NY ZIP 14620

WAS FORM CWM-61: GAR MONUMENTS/CIVIL WAR MEMORIALS ASSESSMENT SUBMITTED? Y N

EXISTING MONUMENT NEW MONUMENT LAST SOLDIER PROJECT

RESTORATION COST \$ 3,500.00 AMOUNT RAISED \$ 1500 REQUESTED \$ 2,000.00

CHECK PAYABLE TO: The Friends of Mount Hope Cemetery

ADDRESS: PO Box 69

CITY: Honeoye Falls State: NY ZIP CODE: 14618

Memorial Grant Committee Use Only					
Grant Request # _____		Amount Approved \$ _____			
Approve	Deny	Table	Name Committee Member	Signature	Date

Check box, sign, date & return completed email to Committee Chair, who will send to National Treasurer for payment.

MONUMENT/ MEMORIAL INFORMATION

WHEN WAS IT BUILT: 1908 WHO OWNS IT: City of Rochester

WHO IS FINANCIALLY RESPONSIBLE? Friends of Mount Hope Cemetery

ARE MATCHING CONTRIBUTIONS AVAILABLE? yes FROM WHERE: Friends of Mt Hope Cemetery

ARE OTHER SOURCES OF FUNDS AVAILABLE? none FROM WHERE: _____

WAS A GRANT FROM THE SUVCW PREVIOUSLY RECEIVED FOR THIS PROJECT? _____

DATE: 2015 AMOUNT: \$500

DESCRIBE THE WORK THE GRANT IS NEEDED FOR (Be specific, use continuation sheet if needed)
Kindly see attached document. ELLISON CONSERVATION Building & Monument Restoration.

WHO EVALUATED THE NEED FOR THE WORK AND WHAT ARE THEIR QUALIFICATIONS? _____
Peter Ellison, a professional conservator specializing in historic preservation of monuments.

WHO WILL DO THE DESCRIBED WORK, AND WHAT ARE THEIR QUALIFICATIONS? Ellison Conservation
Building and Monument Restoration, consulting and contracting.

WHO WILL RECEIVE FUNDS IF GRANTED? _____
Friends of Mount Hope Cemetery

LIST WHAT THE CAMP/DEPARTMENT HAS AND/OR WILL DO TO ACCOMPLISH THE PROJECT
The Camp will work with the Friends of Mt. Hope Cemetery to raise funds for the restoration .

ELLISON CONSERVATION
building & monument restoration, consulting & contracting

February 17, 2021

Patricia Corcoran
The Friends of Mount Hope Cemetery
1133 Mount Hope Avenue
Rochester, New York 14620

Re: *Professional Services Proposal for the cleaning and waxing of the Civil War Monument, Mount Hope Cemetery, Rochester, N.Y.*

Dear Friends of Mount Hope Cemetery:

As per your request, Ellison Conservation is pleased to submit this Proposal to the Friends of Mount Hope Cemetery for the Cleaning and Waxing of the Civil War Monument at Mount Hope Cemetery.

General Description and Condition

The Civil War Monument is located in Mount Hope Cemetery in Rochester New York. The sculpture (Defenders of the Flag) by Sally Farnham and consists of bronze sculpture of a boy with a bugle and a soldier carrying a flag on a grey granite pedestal on a granite slab on grade.

Conservation Treatment:

The definition of conservation is the preservation of cultural property for the future and in this project entails treating this monument as a historic artifact and implementing treatments that retain as much original material as possible while restoring it. The treatment will be sympathetic to the original materials and the original design intent, i.e. they will not cause harm to the stone. For example, some cleaning methods are too aggressive and remove original fabric and can accelerate deterioration of a monument.

Although bronze has excellent weathering properties, it requires a regular schedule of cleaning and coating to protect it from the elements. The National Park Service recommends outdoor bronze sculpture be recoated with wax at least once a year in normal environments, and twice a year in harsher environments.

The primary goal of treating the monument is to reinstate a physical wax barrier between its bronze surfaces and damaging oxygen, UV light, and acidic airborne hydrocarbons. It is also an opportunity to clean all its surfaces, remove any accumulation of bat and bird guano, and simply inspect the monument for problems not visible from the ground.

Treatment will take place as follows:

- 1) Erect scaffolding/lift to access all monument surfaces
 - 2) Inspect & photodocument each of the memorial's quadrants before treatment
 - 3) Mask around "Bivouac of The Dead" bronze tablet
-

- 4) Wipe any areas where bird or bat droppings have accumulated (full-face respirators will be worn during these procedures to protect against Histoplasmosis)
- 5) Dry-clean the memorial from top-to-bottom with soft brushes
- 6) Starting from the top of the flag, use soft cotton rags to clean the sculpture with a cleaning solution in deionized water
- 7) Rinse each area two (2) times with deionized water
- 8) Rub with cotton cloths to remove any aging wax
- 9) Apply new wax to surfaces, working down the flag, figures, base, and “Bivouac of The Dead” plaque
- 10) Buff with soft cotton cloths. Surfaces should be buffed after wax has set, but before morning dew has a chance to accumulate
- 11) Inspect and photograph finished memorial

Guidelines

All work will conform to the American Institutes for Conservation’s Code of Ethics.

Qualifications

Ellison Conservation is a professional conservation firm specializing in historic preservation, and is experienced in the restoration and conservation of historic buildings and monuments. The firm is quite familiar with construction materials and techniques used in historic buildings and monuments, and has the expertise to investigate, analyze, and solve and treat problems associated with the restoration and rehabilitation of a resource’s historic fabric.

Availability and Schedule

We anticipate that a minimum of two (2) weeks will be required to complete the indicated scope of fieldwork.

FEE

Ellison Conservation proposes to provide the Scope of Services described above for the below fees:

CONSERVATION FIELDWORK

1. Cleaning & Waxing of Monument- labor	\$ 2,650.00
2. Materials & Access	<u>\$ 850.00</u>
Total Cost	\$ 3,500.00

TERMS

This proposal is incorporated into the attached Contract by reference. If you are in agreement with the Scope of Services, Terms, and Conditions of this proposal as presented herein, please sign and date where indicated and return a copy to me. When executed, the Proposal, together with the Contract, will constitute our Professional Services Agreement.

The Fees, Terms, and Conditions of this Proposal will remain valid for ninety (90) days.

Civil War Monument, Mount Hope Cemetery

February 17, 2021

Page 3


Ellison Conservation is delighted at the prospect of working with you on this project, and we appreciate your consideration of our firm. If you should have any questions regarding this proposal or our scope of work, please do not hesitate to contact me at 585-298-4487.

Respectfully submitted,

Peter T. Ellison

Conservator, M.S.

Defenders of the Flag, Civil War Monument, Mt. Hope Cemetery, Rochester, NY



Sculptor Mark



Fabricator Mark



Plaque on base



Oxidation/corrosion on sock.



Patina on arm/shoulder and flag.

**“THE DEFENDERS OF THE FLAG”
A CIVIL WAR MEMORIAL
BY SALLY JAMES-FARNHAM:
CONSERVATION TREATMENT REPORT
2015**

PREPARED BY
RON KOENIG
DECEMBER 10, 2015





Sally Farnham With "Simon Bolivar," 1921

Overview

In October of 2015 Conservators Peter Ellison and Ron Koenig carried out the conservation of “Defender’s Of The Flag,” a bronze sculptural group executed in 1908 by Sally James-Farnham. The memorial is located in Mount Hope Cemetery, Rochester, NY. It depicts a contemplative moment shared by a Union soldier and bugle-boy, as they return home at the end of the Civil War.

Condition

The sculpture is also sometimes titled “Civil War Soldier and Bugler.” It is fifteen feet high and made of bronze. It was cast at Roman Bronze Works in New York City. The two figures stand upon a large block of coarse-finished granite, which in-turn is set on a flat, squared pedestal with rusticated edges. The monument’s large massing makes it a central focus of Mount Hope Cemetery’s Civil War burial-ground.

The City of Rochester has a naturally-occurring acidic environment, and this encouraged deterioration and pitting on the sculpture’s bronze surface. At some time in its past, it appears that surfaces were also covered with bronze “radiator” paint, which had oxidized, turning the sculpture an uneven green-brown (Photo 1). By 2015, surface degradation had occurred to an extent that it was difficult to discern the carefully modelled clothing or subtle facial expressions of Sally Farnham’s figures.

Treatment And Scope

The goal in treating the sculpture was to improve its longevity, as well as to restore the look and feel intended by its artist Sally Farnham. The scope of the project included conservation of:

- 1) The “Defenders of The Flag” sculpture group
- 2) A bronze plaque below the sculpture containing verses from Theodore O’Hara’s *Bivouac of The Dead*
- 3) Bronze “Carlo” sculpture

Treatment included:

- Documentation
- Microanalysis
- Scaffolding
- Masking and tarping
- Assessment and testing of surfaces
- Removal of debris, cleaning out cracks and voids
- Surface cleaning and finish removal

- Removal of biological growth
- Gentle abrasive cleaning
- Repair of areas of loss
- Surface patination
- Waxing

Microanalysis

As noted in our report of September 17, 2012, very small representative samples were taken prior to treatment and analyzed under high magnification. Samples were examined at 100X with an Olympus SZ binocular microscope, under a 5200K light source. At high magnification, the samples were dark brown and had reflective and resinous qualities (Photo 2).

Solubility tests were also carried out under the microscope to determine the type of finish that was applied over the bronze. These were followed with simple reagent-based, wet chemical analysis for lead and copper to ascertain if the finish might be bronze powder in a spirit varnish.

The finish was partially soluble in acetone, but proved more fully miscible in methylene chloride. When a high-percentage methylene chloride solution was applied to part of the sample, it broke down into smaller, brown-green fragments, leaving a brown residue upon drying.

Tests for lead showed a mild reaction at the lower edge of the sample, suggesting lead may be a small component of the alloy used in casting the monument, or, more likely, that the finish applied to the monument contained lead.

Tests for copper were also positive, with the reagent turning color as soon as it came into contact with the material. The presence of copper in the finish was inconclusive, however, due to copper being present in the bronze alloy used for casting the sculptures (sculptural bronze is typically 83-88% copper).

Testing confirmed that the samples are likely pulverized bronze metal (an alloy of copper and tin) suspended in a nitocellulose spirit varnish. This type of paint was commonly used to paint cast iron radiators, so is often referred to as “Radiator Paint.”

Scaffolding

Access to conserve the monument was accomplished using standard 6’ X 6’ rigid scaffolding, erected over protective canvas tarps. Canvas tarps were chosen because they would cushion surfaces below, and their breathability meant they were less likely to cause damage to plantings, etc. than plastic sheeting. Scaffold sections were set up around the monument and levelled using screw-jacks; this allowed full access from all sides and all surfaces. Scaffolding was engineered to create safe work enclosures, while allowing full access to all surfaces.

Documentation

Extensive photographic documentation was carried out through all aspects of the project. This included before and after pictures, as well as details of each step of treatment. Representative photos were presented to the client.

Research was carried out to determine how the sculpture was designed, and to better understand the materials used in its execution. Further, a working knowledge of Sally Farnham, her work, and her exposure to other artists such as Frederick Remington allowed for a more context-based approach to treatment.

A useful example can be found in an undated letter from Frederick Remington to Farnham; Remington wrote:

My dear Sally Missie [Eva, his wife, one might assume] was talking about your Sentinel on monument. First-his gun must not be on the ground if you want the sentinel idea.
The only good Civil War art material is *Forbes Etchings* and *Winslow Homer's* Illustrations in war numbers of *Harpers Weekly*. All else is misleading. Why don't you put him in marching order—blanket roll—haversack, etc? Tuck his breaches in his socks, and don't make him slick. Give him long hair—curled forward over the ears. Don't have much in his haversack—pantaloon very full & wrinkled...and above all never mind what old soldiers tell you because this had that and this issue without end but the things they describe were not general—uniform or typical *ofttimes*. There were all kinds of things issued but which did not survive. The last of the war was fought with merely a poncho (rubber) and no blanket. Go to *Bravermans* on B'way for your stuff—and get a Civil War haversack—they were unlike the new ones in use now.
I enclose a rough sketch which may help you a little. If you don't have that soldier so he suits me I will slander your d ___ old monument.
Yours,
Frederick*

The letter's informality tells us volumes about the relationship between the sculptors; not only are Remington's words part of a dialogue between trusted friends, but the tongue-in-cheek use of a curse at the end tells us the Master is proud of his charge and expects only the highest quality work from her. Though undated, this remarkable communication almost certainly refers to “Defenders of The Flag.” Within this context, the note makes it clear Remington played a very tangible part in its design, down to the figures' gear, hair, and how their clothes were portrayed.

* George F. McFarland. “Sally James Farnham: The Remington Years.” *The Quarterly: Official Publication of The St. Lawrence County Historical Association*: XXXVI. 3 (1991): 10-11. Print.

While Sally Farnham is often described as “untrained,” the truth is that her stunning attention to detail was clearly acquired--full or in-part--through the tutelage of her friend and mentor

Frederick Remington. Understanding this relationship, and what it meant, gives great insight into how and why Farnham chose details for her composition. By extension, these insights can also be useful in determining how, for example, individual details might be presented during conservation.

Treatment: “Defenders of The Flag”

Treatment began with a careful examination of all surfaces on the monument. Debris was removed from cracks and crevices, and several tiny pin-hole voids were noted.

The monument’s surfaces were thoroughly wiped-down with acetone and soft rags. Biological growth such as moss, lichen, and mold were removed with an application of D/2, an antimicrobial manufactured by D/2 Biological Solutions, Inc, Westport, MA.

The monument’s heavy accretion of black and blue-green vertigris made it difficult to see its details. Cleaning tests were carried out to determine an appropriate method for mitigating this visual surface discontinuity. Further solvent wipes were found to have little effect. Testing was carried out using fine, compressed air-driven, abrasive media. Tests with pulverized walnut shells showed little to no change in the surfaces. Six to eight passes with very fine (500 Grit) ground glass, however, slowly removed the sculpture’s heavy accumulation of bronze oxide, yet left an appropriate, visually integrated patina.

Beginning at the top, the figures were abraded in slow, horizontal passes. Protuberances such as limbs, hats, and military equipment were cleaned in an elongated pattern that followed the protuberance. Cleaning of the Verse Plaque, Base, and Flag followed. Throughout the cleaning great care was taken to gently play abrasive into crevices, back-cuts, and recesses, and not unduly effect edges and rims.

Small voids were carefully filled with a tinted, two-part epoxy manufactured by West System, Inc. Bay City, MI. Fills were applied in a manner that filled each tiny hole, yet did not extend beyond the margin.

To improve surface continuity, surfaces were patinated using *Brown: Brass, Bronze and Copper Darkener* made by Jax Chemical Company, Mount Vernon, NY.. Following patination, surfaces were rinsed repeatedly with deionized water; this was followed by two full rinses using potable tap water.

Surfaces were protected with two applications of Briwax, manufactured by Briwax Internation, Inc., Plano, Texas.

Treatment: Carlo

In addition to the conservation of Sally Farnham’s Monument, Building Arts & Conservation also restored a small bronze sculpture of a dog. The piece is ordinarily referred to as “Carlo” because this name is inscribed on its collar. The sculpture was cast at The Geo. Fischer & Bro. Bronze Foundry, NY. After being stolen from Mount Hope Cemetery, the piece was later found in poor condition in a field outside a local disreputable bar. After recovery, the sculpture was sandblasted, then painted with gold-colored radiator paint.

Treatment involved removing over-paint from its surfaces, and then touching-in weld-seams left visible from sand-blasting. After treatment Carlo looks much as he probably appeared when he was installed as a watch-dog in front of a local family’s tomb.

Future Treatment

To ensure longevity, we recommend a close-up Condition Assessment be carried out on the “Defenders of The Flag” Monument at least one a year. This should entail:

- 1) Accessing all surfaces from a scaffold or man-lift
- 2) Photographing any areas of concern
- 3) Noting conditions in writing
- 4) Presenting findings to The Friends of Mount Hope Cemetery

To track changes over time, Condition Assessments should be placed in a binder, and reviewed— together--every five-to-six years.

Briwax should be reapplied to all of the monument’s bronze surfaces at least three times a year. UV light will break the wax down over time, and needs to be recoated to continue to protect surfaces from acid rain, bird droppings, and general oxidation.

Approach

All work followed the Guidelines for Practice of The American Institute for Conservation (AIC). These standards emphasize exercising an uncompromising respect for historic materials through:

- Research
- Full Documentation
- Retaining original architectural elements
- Using reversible treatments
- Flagging old work from new

All facets of the work on “Defenders of The Flag” were executed to conserve, preserve, and extend the life of its historic materials to the fullest extent possible. Treatments were photodocumented, and these photos have been uploaded to Dropbox® for download by the client.